

PAOLI



About Astoria

Astoria, an executive office furniture series of elegance and sophistication in cherry with burl inlays.

Astoria pays tribute to the skillful innovation of America's early cabinetmakers, updated to present-day storage, technology and modularity requirements.

From Paoli. Fine craftsmanship and excellent customer service.

PAOLI



ASTORIA

ASTORIA

PAOLI™

P.O. Box 30 Paoli, IN 47454 • Toll Free 800.457.7415 FAX 812.865.1516 • www.paoli.com © 2008 Paoli Inc.



COVER:
Astoria Executive Desk, Credenza and Upper Bookcase shown in Empire Cherry with PE pulls in Antique English Brass.


Maxim Traditional Executive Tilt Swivel Chair in Outback "Sand" leather.

ABOVE:
Astoria Executive Table Desk and Modular Storage Units shown in Mahogany on Cherry with TK pulls in Antique English Brass.


Martha Washington Executive Tilt Swivel Chair in Parker "Kale" upholstery.



STRONG, STURDY, SUBSTANTIAL



Wood drawers are sanded smooth and finished to a satin sheen. Dovetailed joinery is testament to Paoli's legacy of craftsmanship and durability.



Full-extension metal ball-bearing suspensions are featured on all Astoria drawers – center, box and file – to offer accessibility, strength and ease of use.



Paoli's exclusive TechAge finish enhances the natural beauty of wood and gives lasting protection.

WRITING TABLET SLIDE



Desk pedestals feature writing tablet slides for added convenience and working area.

CENTER DRAWER



Desks feature generously-sized center drawers with wood construction and a wood pencil tray.

TASK LIGHTS




Furniture-mounted task lights are standard on upper storage units at no additional cost.

<i>cordovan cherry CC</i>	<i>empire cherry EC</i>	<i>golden cherry GC</i>	<i>light cherry LC</i>	<i>mahogany on cherry HC</i>	<i>traditional cherry TC</i>
TD	CL	PE	TK		
antique english brass AB					
matte black MB					

Astoria quality extends outward to hardwood edges with mitered corners.




Hand-laid Madrone burl inlays display enduring style.



CHASSIS MOLDING



DOOR/DRAWER FRONT DETAILS



These printed samples are intended as finish color representations. Actual samples should be used for wood finish color matching and sheen.



E S T A B L I S H E D



Filing space is abundant in the legal-width file drawers of Astoria desks with the 36" x 72" chassis.



Astoria stands up to the closest scrutiny and surpasses the most discriminating standards.



Astoria Executive Desk, Credenza, Upper Bookcase and Storage Units shown in Light Cherry with TD pulls in Matte Black

Hanover Executive Tilt Swivel Chair in Bravo "Alfalfa" upholstery.



With refined ornamental
and construction details,
Astoria brings historic design
into everyday relevance.

Astoria U-unit shown in Golden Cherry with PE pulls in Matte Black.
Canton Management Tilt Swivel Chair in Bravo "Ranch" upholstery
and Whitney Guest Chairs in Bravo "Mica" upholstery.



The CRT desk demonstrates Astoria's wire management features.

E F F E C T I V E




Astoria's comprehensive selection enables creation of cohesive designs for working, meeting and storage.




Astoria Double Pedestal Desk and Modular Storage Units shown in Cordovan Cherry with TD pulls in Antique English Brass. Tackboard in Gig "Café". Maxim Traditional Executive Tilt Swivel Chair in Spence "Black Tea" upholstery.

Upper Bookcase Door Choices (Cove Edge shown. Self Edge available.)



straight grain DE



burl DH




glass insert-wire mesh DL



glass insert DK

ESSENTIAL



Lock-miter construction of the 36" x 72" chassis. Other models have lap joint construction.



Conference Desk, Kneespace Credenza and Upper Bookcase



Executive Station



Executive Task Unit



Executive Conference L-Station

All shown in Light Cherry.